



Oxford
Professional
Development

for Primary Teachers

OXFORD
UNIVERSITY PRESS





OXFORD
UNIVERSITY PRESS

A Project Approach

Edmund Dudley





A project is...


...a **body** of work with an obvious **beginning**, **middle** and **end**. Children participate in a variety of **activities** and **tasks**, which are **linked** together to a particular **theme** and go towards achieving an **end-product**.

A project approach



Why do projects?

motivation



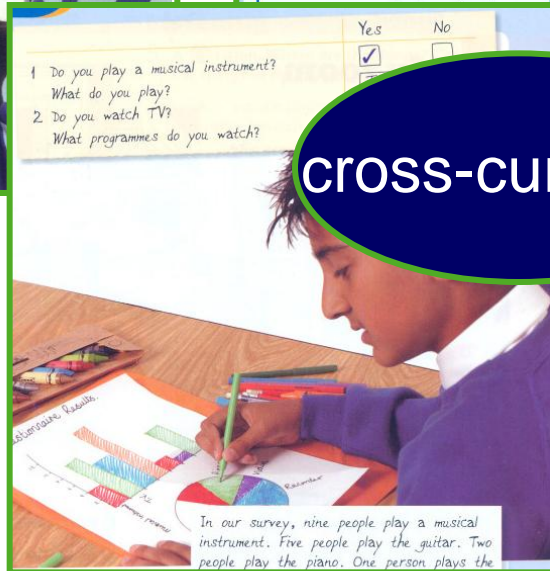
personalisation

This is my cousin, Ben. He's quite tall and slim. He's got short brown hair and blue eyes. You can't see his hair, because he's wearing a cycle helmet. He's also wearing a blue T-shirt, black shorts, black gloves and grey trainers. In this picture he's riding his new mountain bike. His bike's red.


What to do

- 1 Find some pictures of people. These can be:
 - photographs of you, your family and your friends
 - pictures of famous people
 - pictures from magazines and comics.
- 2 Make a collage of your pictures.
- 3 Write about the people in your pictures.

cross-curricular



independence



Personalisation



Tell me and I'll forget.

Show me and I may remember.

Involve me and I'll understand.

Chinese proverb

Expressing personal opinions

Who is luckier –
Rosie or Erica?
Why?

My friend Rosie is lucky.
She's got a computer in her
bedroom. I haven't got
one in my room. We've got
one but it's for me and my
brother. It's in the living room.

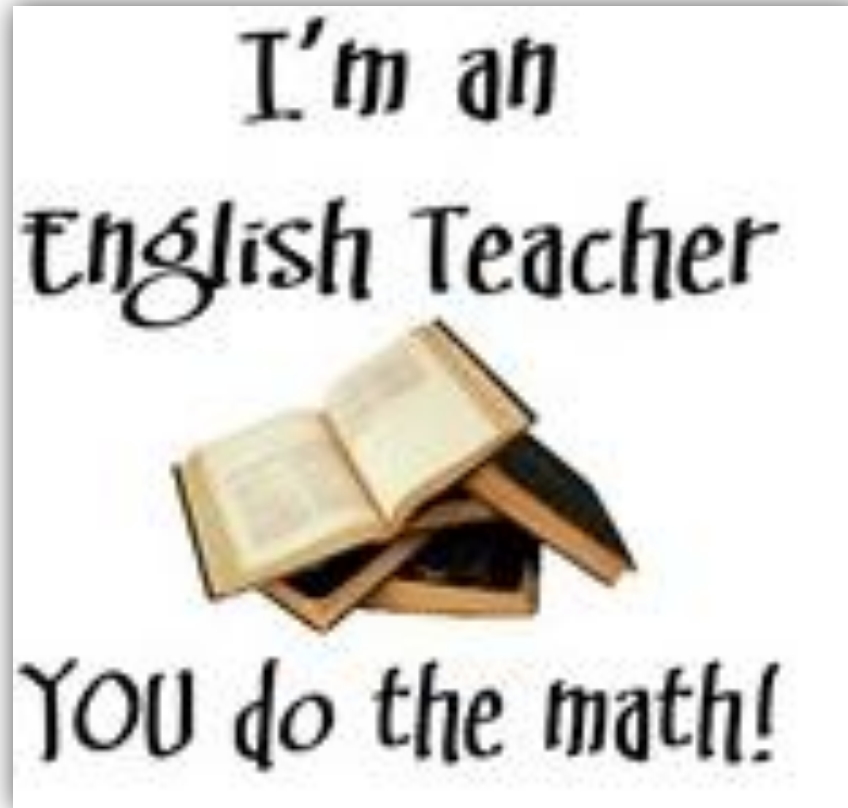
4 What do you think are the best and worst of these things?

- | | |
|-------------------|--------------------|
| 1 school subjects | 5 days of the week |
| 2 sports | 6 times of day |
| 3 TV programmes | 7 seasons |
| 4 football teams | 8 pop groups |


*I think the best subject is Maths.
The worst subject is History.*

Erica's lucky.
She's got a computer in
her bedroom. She's
lucky. She's
allowed to play computer
games. I haven't.

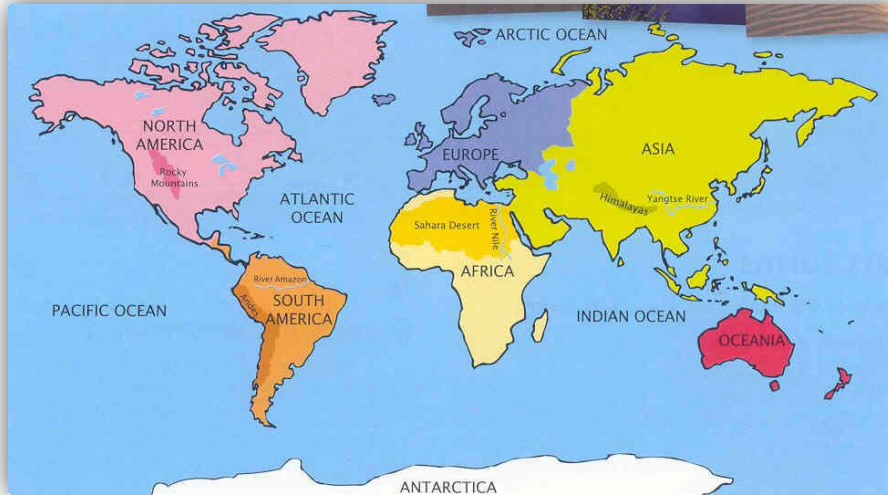
Do the math!



English as a tool



English across the curriculum



English across the curriculum

Music: musical instruments

1 Read and listen.

There are lots of different kinds of musical instruments.



a trumpet

This is a wind instrument.



a guitar

This is a string instrument.



a xylophone

This is a percussion instrument.

Art: describing people



English across the curriculum

History: place names

- a the town where you can cross the River Dart
- b the village in the north
- c the town at the mouth of the River Exe
- d the town where there is a new castle
- e the castle on the River Don
- f the town where there's a bridge over the River Ton
- g the port that's in the south

Dartford


Northwich

Exmouth

Doncaster

Tonbridge

Southport



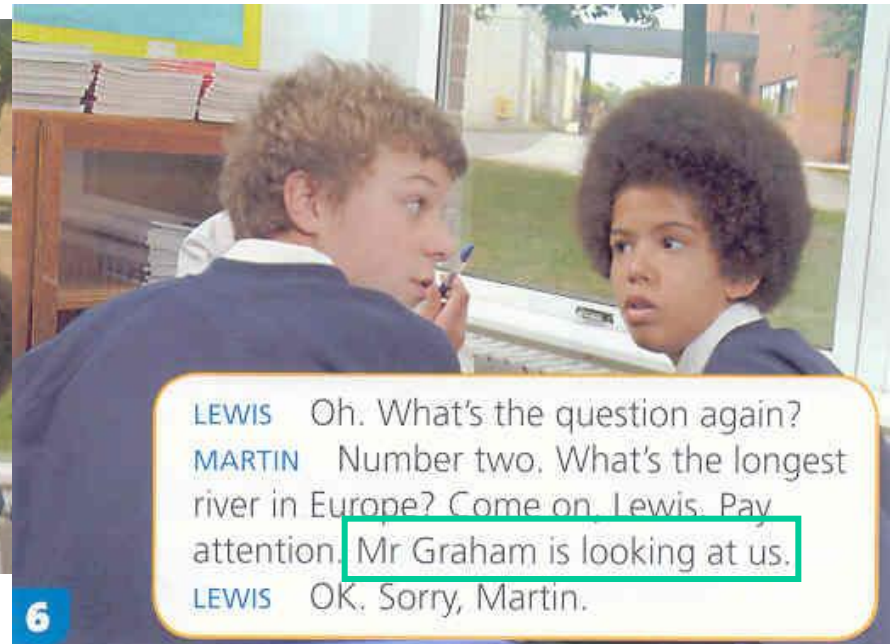
Possible extension:
Give English names to some places in your country!

Independence




Caine's Arcade

Learning to learn



Take a look at these pictures of an English classroom.
Is there anything you find interesting about it?

Motivating learners, motivating lessons



Classroom dimensions

academic

social



emotional

Project work



Your project

What to do

- 1 Write about food in your country.
Write about these things:
When do people usually eat their meals?
What do they normally eat at each meal?
Where do people buy their food?
- 2 Write your own favourite recipe.
- 3 Illustrate your project with pictures of:
kinds of food
cafés and restaurants
shops and markets

In Hungary when do people have breakfast, lunch, and dinner?

They have breakfast at about 07:00.
Lunch at 13:30.
And dinner at 19:45.



What do they have for breakfast, lunch and dinner?

For breakfast they have cereal,
for lunch they have soup, meat, fish.
For dinner they have spaghetti.

Where do people buy their food?

At the supermarket.



Ingredients Pancakes

milk
flour
eggs
Nutella
a bit of water



Instructions

Put the milk, flour, eggs, and water in a bowl, mix it up until it is very smooth. Heat some oil in a frying pan. When it's hot, put the pancake mixture in to the pan. When one of the sides is brown, turn it over. When it's ready, put the pancake on a plate, and put anything on it.

Maybe.....

NUTELLA!!!






Project work

Unit 4a Disgusting recipes

Recipe 4

* Put some  in a frying pan with

some  and  and .

* Fry for five minutes.

* Put some  and some  into
a bowl and add the food from the frying pan.

Teacher's book
photocopiables

- Divide the class into small groups and give a different recipe card to each student in the group.
- Explain that the recipes are not very good and they have to change some of the ingredients to make them better.
- Students read out their recipes to the group...

How would you continue?

DORA'S DINNER


COOK THE



THEN IN THE



PUT SOME HOLES IN



AND PUT — SOME

POUR



OVER IT.

Sweet Stuffed Peppers

Ingredients

green peppers
ice cream
bread
eggs
chocolate




Instructions

Boil the peppers, and leave them to cool.
Fry the eggs in a pan, and put them
on a slice of bread.

Put grated chocolate on the top.
Finally stuff the peppers with ice cream,
and serve.

Hegyes erős paprika



Value friss
tojás
30 db/cs,
23,3/1 db



Erzsébeti kenyér
750 g, 196,-/1 kg



[illegible]

iii. Sweetness = Happiness

Milka

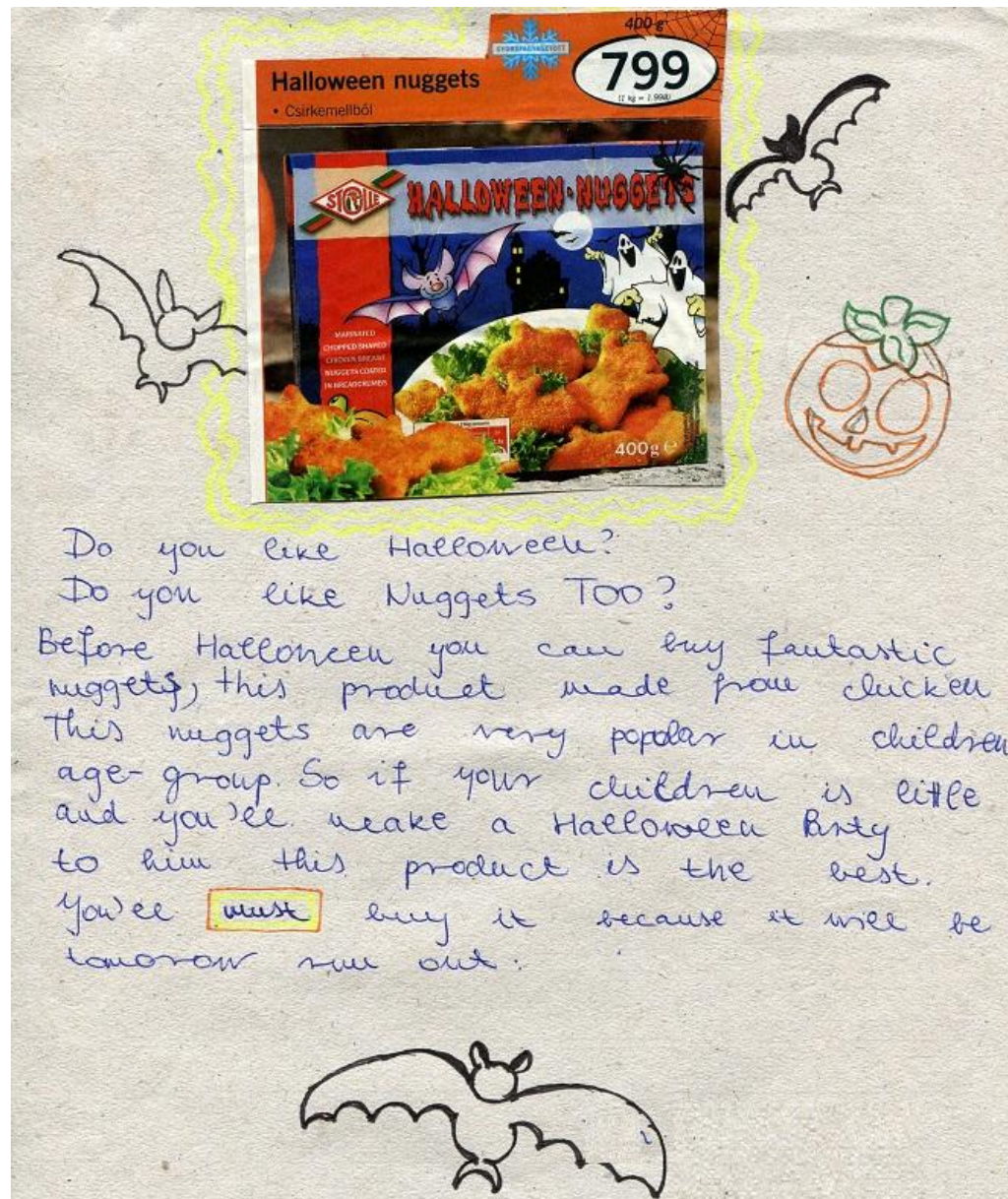
Milki

Milk

If you didn't eat Milk yet, you don't know what is chocolate. We can not compare it to ANYTHING.

Buy Milk and you will be the
happiest person in the world - at least for a few
minutes!

Milka







The keys to success



Prepare



Display



Evaluate





Prepare

- Teachers and students....



language

time

instructions

expectations

roles

resources



Display



survey
magazine
poster
play
interview
leaflet
event
collage
audio/video recording
scrapbook



Evaluate

The Process

PROJECT DIARY

Name: _____ Date: _____

Today, I made/learned _____

I spoke in English to _____

I wrote _____

One problem I had today _____

Next, I'm going to _____

Photocopiable © Oxford University Press

Evaluation task

For each of the poster displays make comments in the boxes:

People in the group	Title of poster	Three things I particularly liked	One suggestion for improvement
1			
2			
3			
4			


Photocopiable © Oxford University Press

The Product

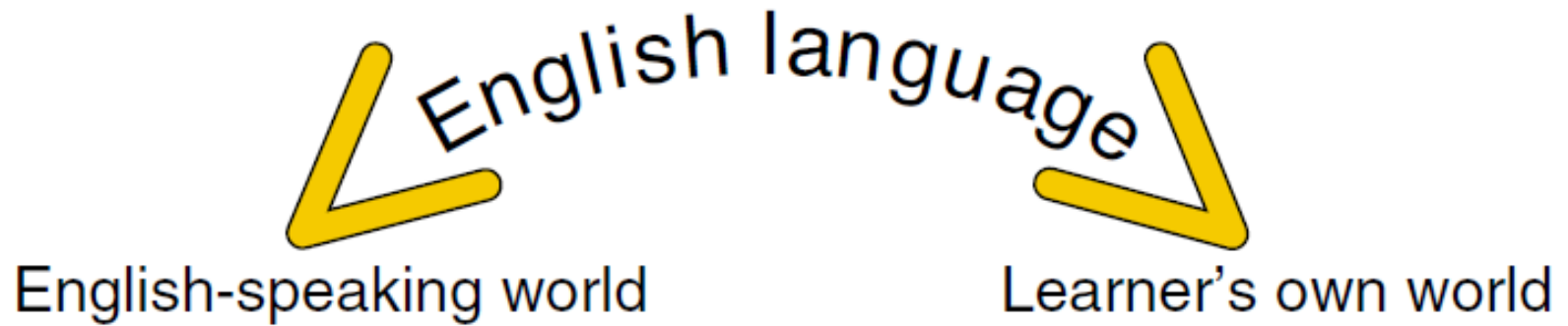
The most important thing to do about errors is...

...to stop worrying about them.

From: Project Teacher's Book
Hutchinson and Gault, OUP



Projects and Culture



**By examining other cultures it
highlights what is special, or
different and unusual about our
own culture.**

Oxford Basics: Intercultural Activities, Gill and Cankova, 2002 (OUP)



Schools in England and Wales

- 1 Read the information about schools in England and Wales. Look at the chart and answer the questions.

- 1 How old are pupils in:
Year 1?
Year 6?
Year 9?
- 2 How many years are they at Primary School?
- 3 How many years are they in the sixth form?

Year	Age	School
1	5-6	primary
2	6-7	
3	7-8	
4	8-9	
5	9-10	
6	10-11	
7	11-12	secondary
8	12-13	
9	13-14	
10	14-15	
11	15-16	
12	16-17	
13	17-18	sixth form



The school day is from about 8.45 to about 3.30. There are no lessons on Saturday and Sunday, but a lot of secondary have got sports matches on Saturday morning.

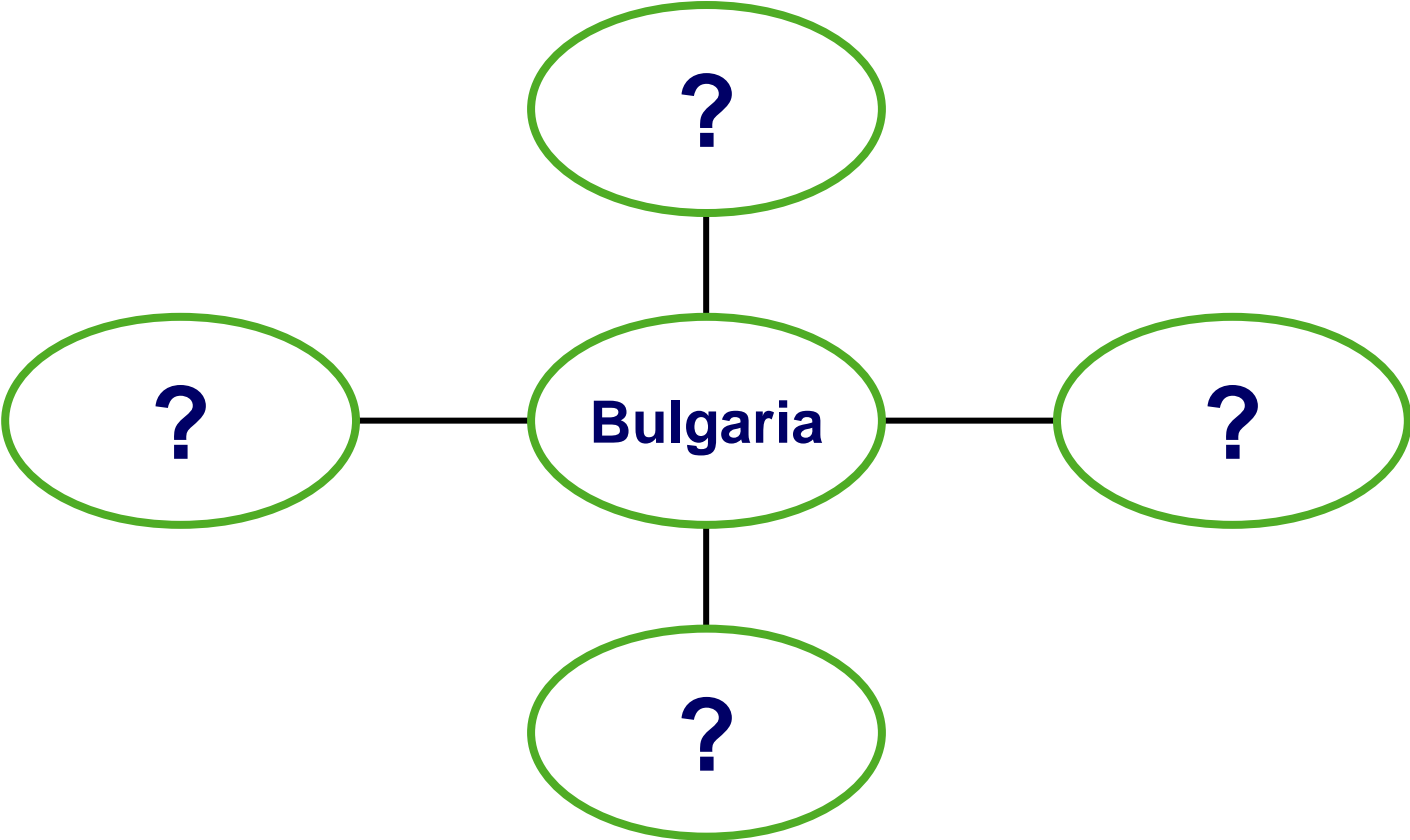
Most pupils have their lunch at school.

About half have a school dinner and half bring sandwiches from home (a packed lunch).

Most schools have got a school uniform.

- 2 Compare the information to your country. Make a chart of the school system in your country.

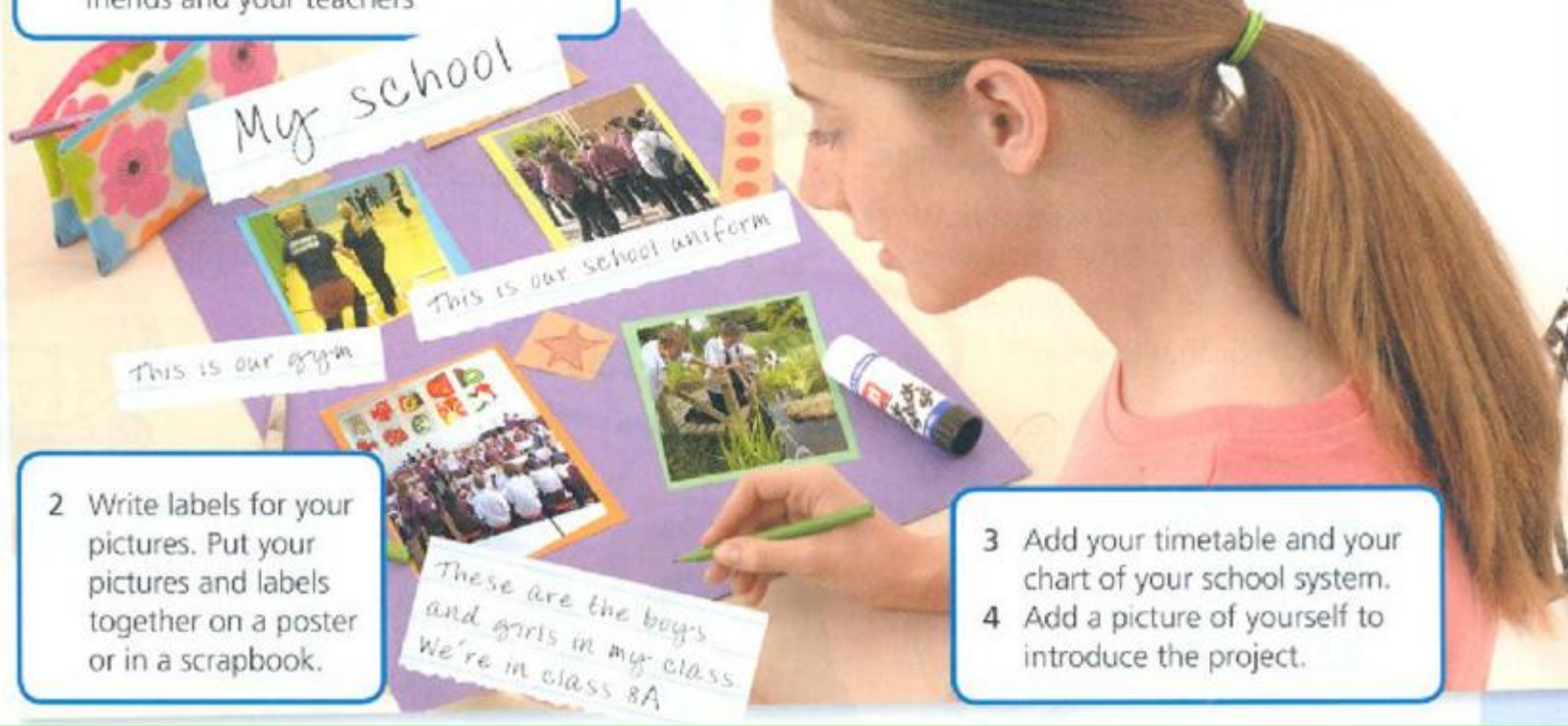
Over to you...



My school

What to do

- 1 Find some pictures of your school, your friends and your teachers



- 2 Write labels for your pictures. Put your pictures and labels together on a poster or in a scrapbook.

- 3 Add your timetable and your chart of your school system.
- 4 Add a picture of yourself to introduce the project.

Market



In conclusion

Why?

What?

How?



Project work

The benefits of project work:

- Consolidates topic and language;
- Promotes different modes of working;
- Puts the learners at the centre of the lesson;
- Encourages pupils to be creative.



OXFORD
UNIVERSITY PRESS

A Project Approach

Edmund Dudley

legyened.edublogs.org

