
Bringing lessons to life

Edmund Dudley

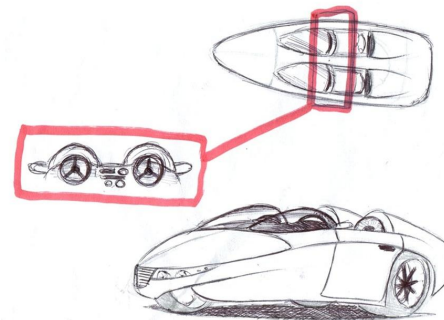
May 2014

Switzerland



In this session

- Materials: making the most of our options
- Capturing students' imagination
- Generating real interest



A riddle...

...with TPR

cook

eat

What did Mr Cook eat?

inside

outside

A riddle

Full text



OXFORD
UNIVERSITY PRESS

Mr Cook is standing outside. He's talking about his favourite thing to eat inside.

“It grows outside - but you can't eat it if you don't take it inside and cook it. First you throw away the outside and cook the inside. Then you eat the outside and throw away the inside. Then, when you're feeling nice and full inside, you can sit outside and read the newspaper.”

What did Mr Cook eat?

Thinking about input

The input that we give students in lessons should be:

C
O
R
N



Comprehensible
Organised
Relevant
Noteworthy

What is it?

- We do it most frequently to the ones we love
- Men and women do it the same amount, but about different things
- 98% of teens say they do it to their parents
- 96% of teens say that it is wrong
- Younger teens are better at it than older teens
- 40% of parents believe it is normal to sometimes do it to their children
- 65% of people think it's OK to do it in order not to hurt someone's feelings



OXFORD
UNIVERSITY PRESS

5B ■ Grammar and listening Natural born liars



Lie, lie, lie!

- 98% of teens say they lie to their parents.
- 96% of teens say that lying is wrong.
- Younger teens are better at lying than older ones.
- 40% of parents believe it is normal to sometimes lie to their children.
- 65% of people think it's OK to lie in order not to hurt someone's feelings.
- Most people lie three times in ten minutes of conversation.
- Men and women lie the same amount, but about different things.
- We lie most frequently to the people we love.

1 SPEAKING Work in pairs. Read the facts about lying. Which facts surprise you and why? Which one is not true?

Truncated texts

What is the text about?

How to spot a liar

... (not lie), we ².....
' can you tell if a person is ly
thousand people can spot a
of these so-called 'deception
So, what signs ³.....
..... (be) a deception
ry common beliefs about liar
ple, 'liars never look you in t
to someone, if they ⁵.....
eye, it just ⁶..... (
that they're lying. Liars are c
if they ⁷..... (not r
³..... (suspect) the
do.

What is the actual title of the article?



How to spot a liar

If we ¹..... (not lie), we ²..... (not be) human. But how can you tell if a person is lying? Only about one in a thousand people can spot a really good liar and many of these so-called 'deception wizards' work for the police. So, what signs ³..... (you / look for), if you ⁴..... (be) a deception wizard?

Firstly, there are many common beliefs about liars that aren't true. For example, 'liars never look you in the eye'. When you're talking to someone, if they ⁵..... (not look) you in the eye, it just ⁶..... (mean) that they're shy, not that they're lying. Liars are clever and they know that if they ⁷..... (not make) eye contact, people ⁸..... (suspect) them, so they make sure they do.

The way we tell stories can also give a lot of clues. If you ⁹..... (invent) a story about why you haven't done your homework today, it ¹⁰..... (be) short, in the right order and without much detail. Surprisingly, a true story won't be in the correct order and will have lots of corrections and contradictions. A liar ¹¹..... (need to) learn these things if they ¹²..... (want) to convince a deception wizard.



If you ¹³..... (train) to be a deception wizard, you ¹⁴..... (learn) to watch for other important clues, too: the number of times a person blinks, touches their face, scratches their head or moves their hands. The tone of voice can also be a sign. Speaking in a higher voice than usual can indicate a lie. Imagine your mother asked, 'Did you break this cup?' If you ¹⁵..... (be) guilty, you ¹⁶..... (shout), 'No, I didn't break it!' in a very high tone. If you ¹⁷..... (be) innocent, you ¹⁸..... (answer) just, 'No', in your natural voice.

How did the students enjoy it?

I didn't find it useful. It was annoying to read.

It was interesting, and I've never done things like that before, and I like doing things I've never done before, so it was good.

How to spot a liar

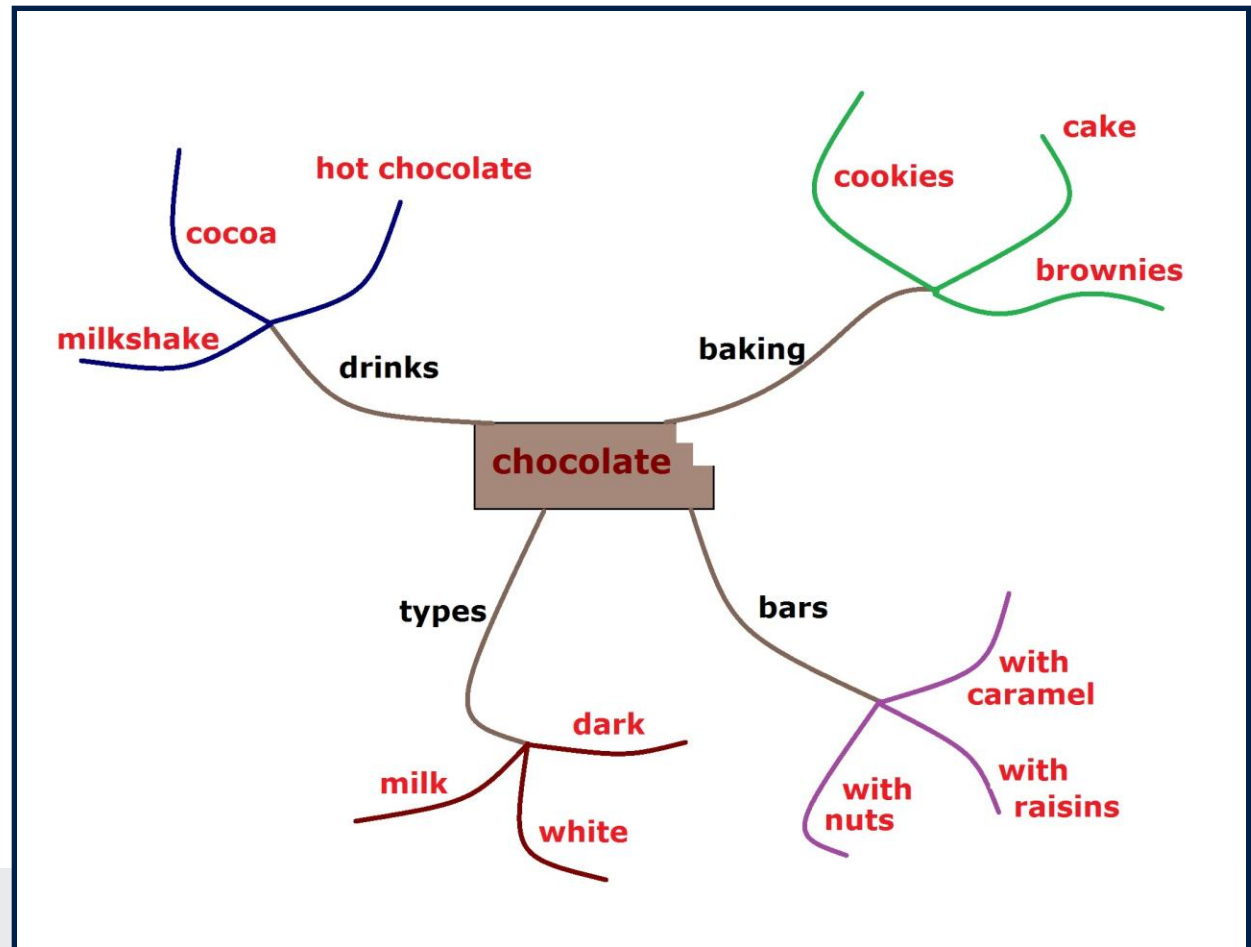

... (not lie), we²
can you tell if a person is lying? In a survey of
thousand people can spot a liar. Only 16%
of these so-called 'deception experts' were
So, what signs³
..... (be) a deception expert?
Why do you think these are common beliefs about liars?
Typically, 'liars never look you in the eye',
'liars never look you in the eye', 'liars
to someone, if they⁵
eye, it just⁶ (that they're lying). Liars are caught
if they⁷ (not recognize)
³ (suspect) the truth. Do they
do.

What happened this morning?

Two short activities



Generating ideas



Graphic organisers

Mind maps

STRATEGY

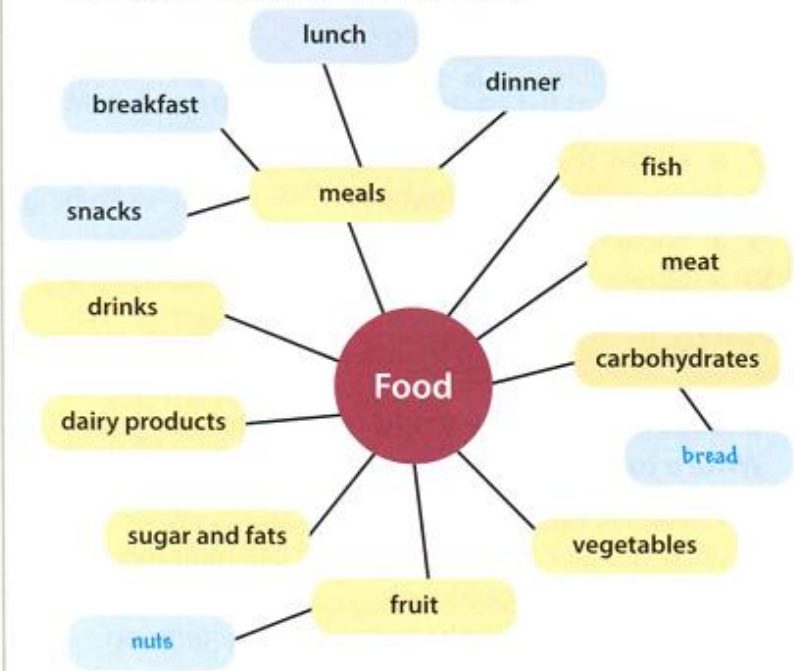
Making mind maps

Mind maps are a great way to record vocabulary groups. You can add new vocabulary quickly and understand it clearly. To make a mind map:

- write the main topic word in the centre.
- write the names of sub-topics around the main topic.
- add words for each sub-topics.

Use mind maps to record vocabulary in your notebook.

- 3** Read the strategy. Copy the mind map below into your vocabulary notebook and add the words in exercise 2. Remember to add other food words when you learn them in the unit.



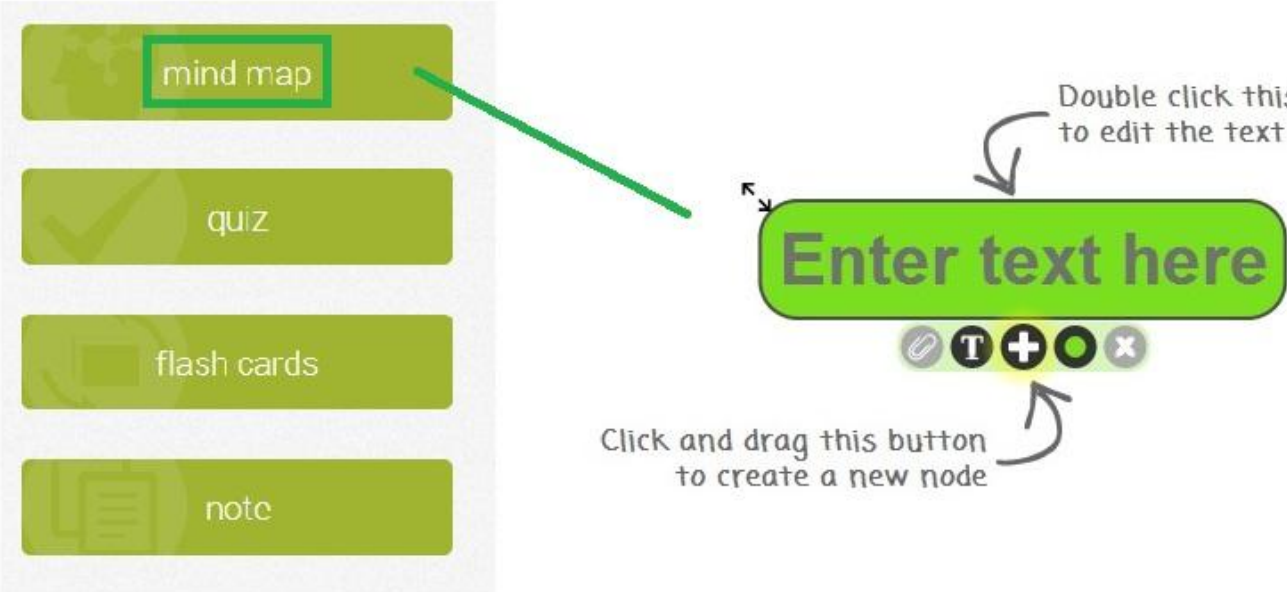
Graphic organisers

A for and against essay



1 SPEAKING Study the mind map about school uniforms. Which ideas are for school uniforms and which are against them? Which do you agree with? Read model essay A and add more ideas to the mind map.

Mind maps and more – examtime.com



The image shows a screenshot of the examtime.com interface. On the left, there is a vertical menu with four green buttons: "mind map", "quiz", "flash cards", and "note". The "mind map" button is highlighted with a green border. A green arrow points from this button to a larger, detailed view of a mind map node on the right. The node is a green rounded rectangle containing the text "Enter text here". Below the text are five icons: a paperclip, a text icon (T), a plus sign (+), a green circle, and an 'x' icon. An arrow points from the text "Double click this node to edit the text" to the node. Another arrow points from the text "Click and drag this button to create a new node" to the plus sign icon.

mind map

quiz

flash cards

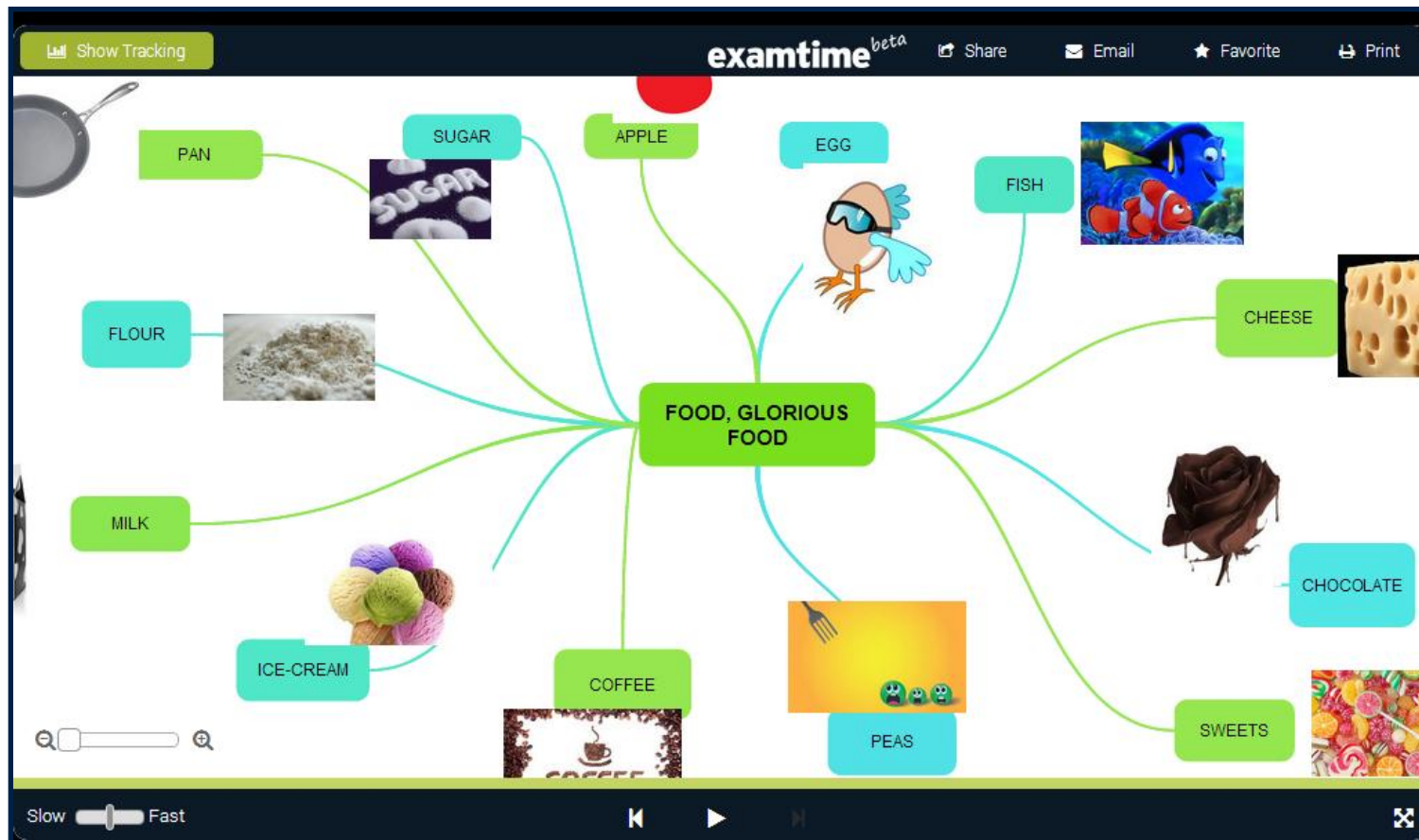
note

Enter text here

Double click this node to edit the text

Click and drag this button to create a new node

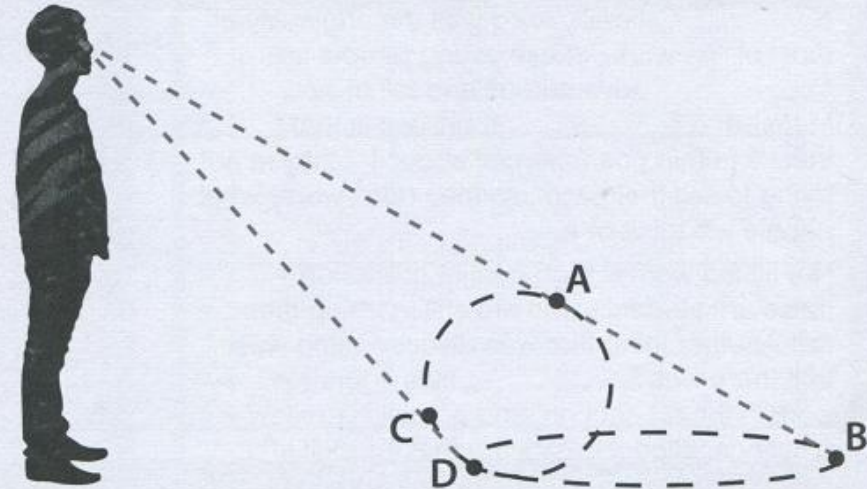
Mind maps and more – examtime.com





How to make a 3D drawing



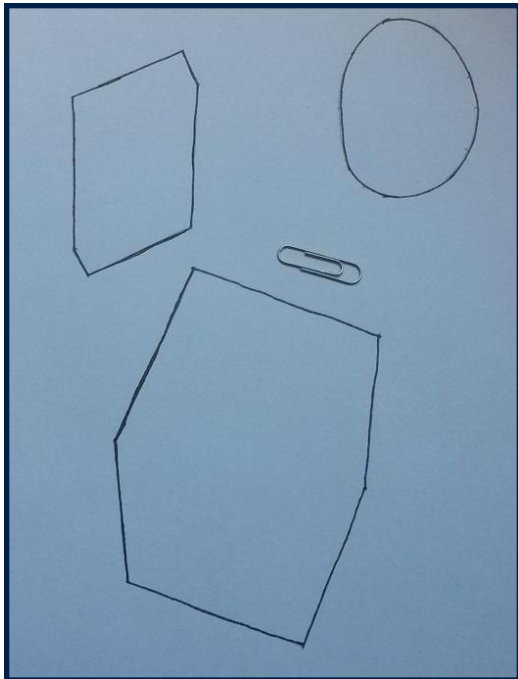
5 The trick is to make the viewer think that light coming from different parts of the painting is coming from points nearer or further away than they actually are. To make the viewer think that light is coming from point A, the street artist draws it at point B on the ground. Point C is drawn at point D. The distance between B and D on the ground is much greater than the distance between A and C, so the painting which looks like a circle is a long oval when seen from above.



6 Put a ball on a piece of paper. Close one eye and don't move your head as you draw around the outside of the ball. Don't touch the ball, and draw your line on the paper where it appears to be next to the outside of the ball. If you look at your


75 drawing from above, it is an oval. Look at it from the same viewpoint you drew it from with one eye, and it will look like a circle. Add shading as if light is falling on the ball from one side, and it will start to look 3D.

3D Drawings



Found at the scene of the crime

What happened?



Describing people and events

Paying attention to details



Speaking

- 3 Work in pairs. Describe each photo A, B and C and make comparisons.
- 4 Work in pairs. Imagine it is the last day of your holiday. Decide where you are going to buy your souvenirs: place A, B or C. Give opinions and explain your reasons.



Eyewitness descriptions

Can you describe the thief?

She wore a black long
sleeved top and under that
a red T-shirt. She had
light blond hair.

She was young (maybe
between the years of 20
and 25), she was wearing
skirt. She had light brown hair.

She wear blue cardigan,
jeans and I think she
she wear black t-shirt.

I didn't see anything. ☹️

Eyewitness descriptions

Students' reactions





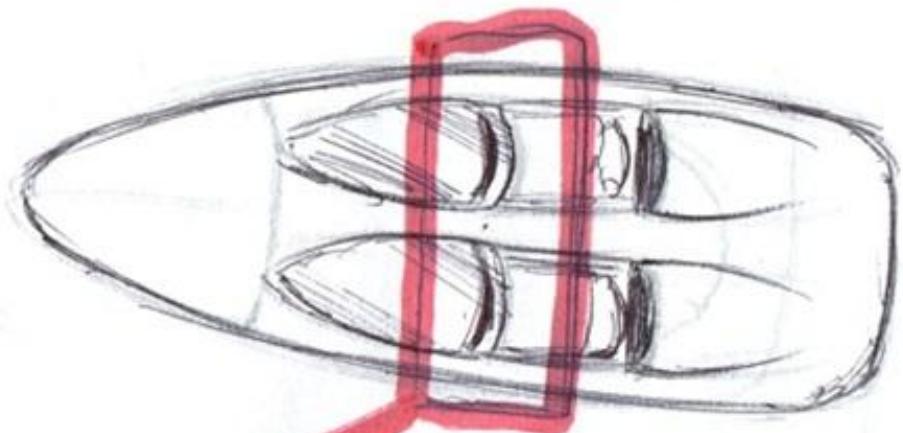
OXFORD
UNIVERSITY PRESS

It was difficult to write my opinion a personal description for something which disappeared so fast. I didn't really understand the accident "Why did she steal a pen?" It was a good challenge.

I was so so confused, that a personal ^{description} review ~~is~~ that difficult. I saw a girl and all what I'm convinced, that she was blond. The other informations was juts tipps. I didn't understand what she said. It was more difficult, than I've ever ~~the~~ thought.

- It is very strange, difficult to describe somebody, because
- when she went away I forgot everything what I saw. I know that she was una, but I don't know what was she wearing.. It is interesting.. :)

I think it was a difficult exercise, but I liked it. I ~~like~~ would like if we could do more exercises like this.

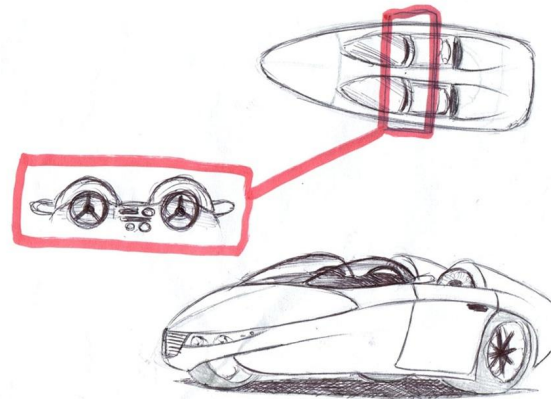


Cars: a radical new design

Wheels that don't have ~~ax~~ axles. So basically the cars would be rolling on balls. It would be good because cars could go in any direction without turning the steering wheel. For example cars could move in the direction of their cars.

What is it?

This is a boat and a car. If you push a button, the wheels disappear, and your vehicle becomes a boat.

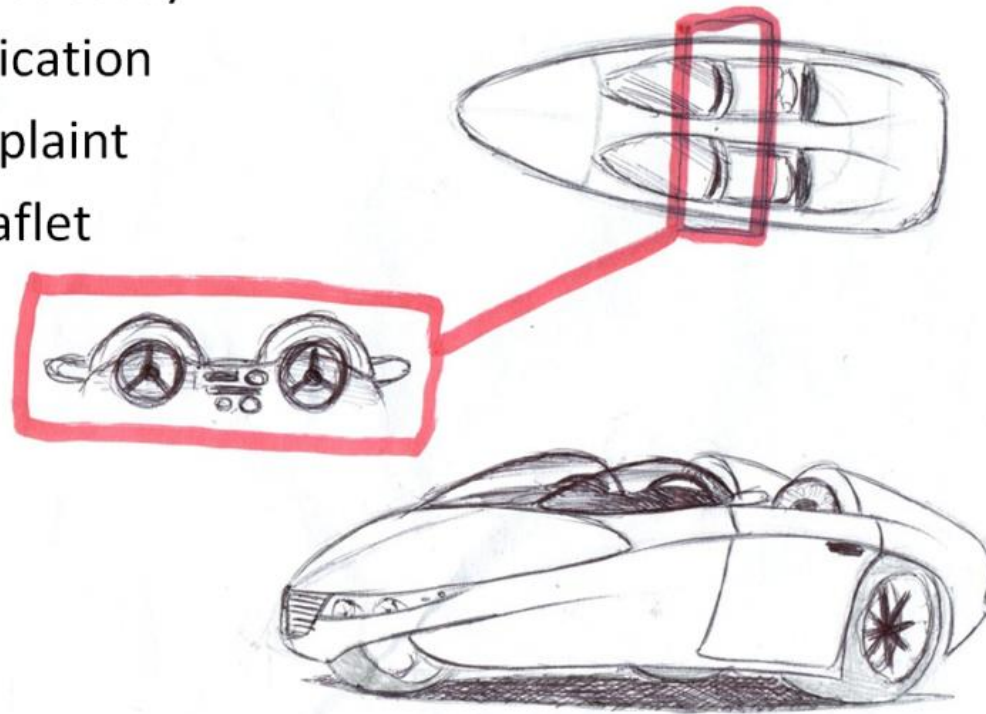


Some kind of amphibian, which has two drivers so you can drive both in England and Hungary for example.

Based on this picture, write a 200-word text.

Choose from the following options:

- a review
- a for-and-against essay
- a letter of application
- a letter of complaint
- a marketing leaflet



Are you traveling often and always need pay for a borrowed car?

You often need to cross lakes and rivers when you are driving.

Here is your solution: The super twin-steer amphibious car.

It has two steering wheels, it can swim and it looks fabulous.

~~So when~~ You accidentally drove into a river? Check. Just swim.

The car ~~is~~ simply swims out.

You travel to England and do not want to rent a car? Check.

Just change your seat and start the engine.

Also, it has one more good side. It has probably infinite fuel. The inventors of this vehicle found a new source of energy. The car goes on the energy witch comes with the childhood broken dreams. So everytime a child's dream is shattered, energy is ~~it~~ stored and used by your car.

Wow Awesome.

If you want to buy this car, call now on 06 66 666 6666.

The Twin-Steer Car!

Do you live in England, but have to go to Europe frequently? Tired of sitting on the right side while you could see better from the left? Don't like renting cars and sitting in other people's mess? Don't you worry no more!

We have the SOLUTION!

We have designed a car with ~~1~~ two steering wheels, and we call it The Twin-Steer Car! It can be used both in England and everywhere else without modification! Why?

Because it has

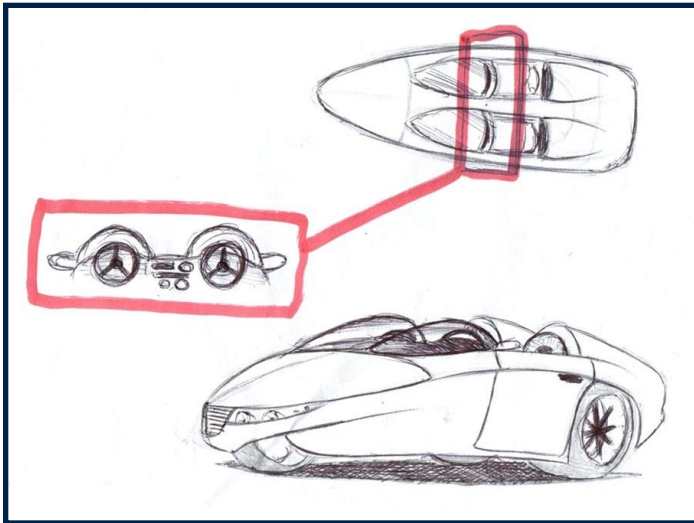
TWO

steering wheels!

Let me just repeat that for you:

TWO STEERING WHEELS!

TWO!




Speaking tasks

Getting ideas



Tricky questions

How would you answer?




8 SPEAKING Work in groups. Discuss the statements.

- 1 Teenagers dislike most vegetables.
- 2 Cooked food always tastes better than raw food.
- 3 Parents should force children to eat healthy food they do not like.

Vocabulary bank

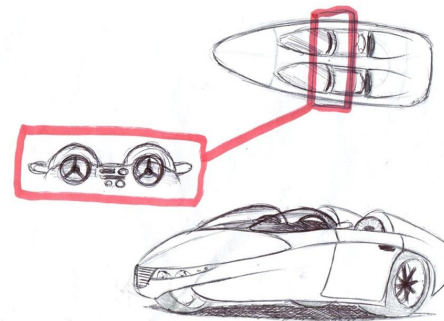
Food texture page 140

My grandmother always says...



In this session

- Materials: making the most of our options
- Capturing students' imagination
- Generating real interest



Bringing lessons to life

Edmund Dudley

May 2014

Switzerland

legyened.edublogs.org