

Ideas for the teenage classroom using selfies, airplane mode, and memes

Edmund Dudley

IATEFL Conference Kiev, 20th April 2019



Reality check

The last thing my students do before class starts is...
...put their phones away.

The first thing they do when the lesson ends is...
...get their phones out.

Do they ***really*** need to use them in the lesson as well?

Using technology in class

5 pieces of advice

- When planning, ask yourself *why* you need it
- Use it well: e.g. you *don't* need funny videos
- Don't overdo it: 5 minutes is usually enough
- You don't need apps or internet
- Sure about this? Once phones come out, they stay out...

In this session

10 ideas to try


- | | |
|--------------------------|------------------------------|
| 1. Selfie theme words | 6. BW screen display |
| 2. Spot-the-difference | 7. Photo contest |
| 3. Selfie speech bubbles | 8. Explaining memes |
| 4. Selfie prompts | 9. Meme contests |
| 5. Ringtones quiz | 10. Story-telling with memes |

1. Picture theme words

- Give students a theme word, e.g. *Spring*
- They take a picture outside class to demonstrate the word's meaning – or to show an association they have with the word
- Collect and comment




2. Spot-the-difference



- Students find **a picture on their phones** which was taken at school
- In class they try to recreate the photo as accurately as possible
- Compare the two images side-by-side
- Write down as many differences as they can

2. Spot-the-difference



- Students find **a picture in their coursebooks**
- In class they try to recreate the photo as accurately as possible
- Compare the two images side-by-side
- Write down as many differences as they can

3. Group-selfie speech bubbles

- Select an area of language to focus on, e.g. *Asking questions with 'can'*
- In small groups, students take a group selfie
- Get them to add appropriate text and share



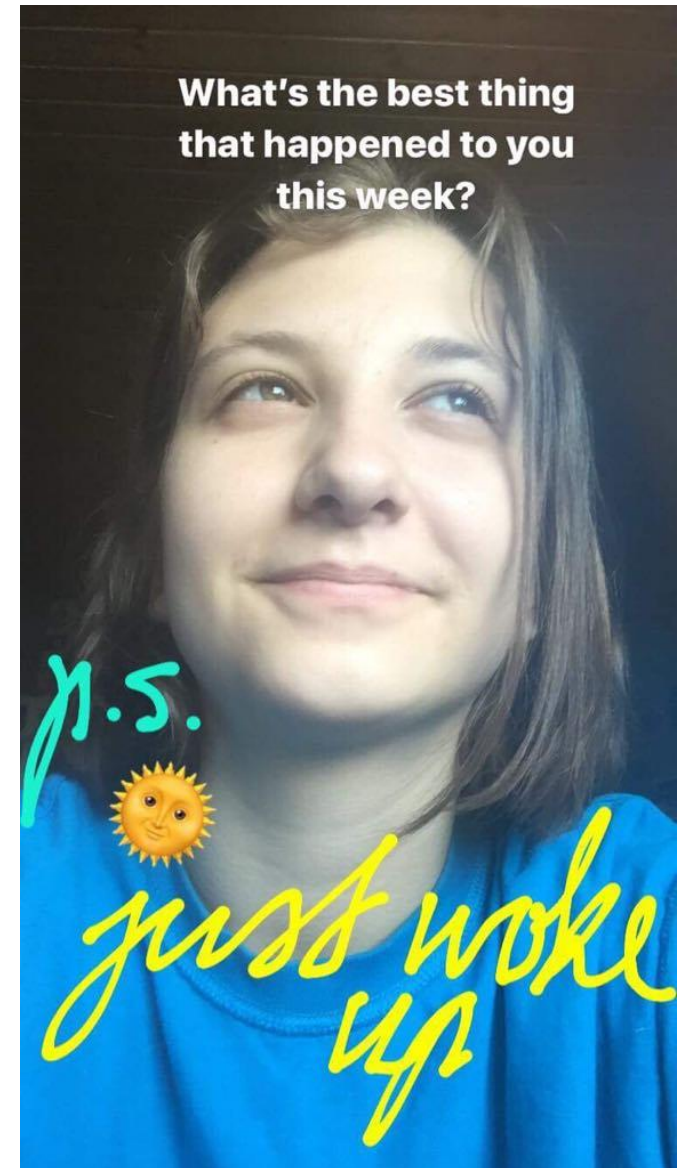
3. Group-selfie speech bubbles

- Select an area of language to focus on, e.g. *Asking questions with 'can'*
- In small groups, students take a group selfie
- Get them to add appropriate text and share



4. Selfie prompts

- Get each student to think of a survey question, e.g. *What's the best thing that happened to you this week?*
- Ask them to take a selfie with the question added
- Invite others to respond in writing – use a notebook to collect the answers or get them to send a selfie back





5. Ringtones quiz

- Students record the ringtones of three friends or family members
- In class, they give a short introduction about each person on their list
- Others predict what kind of ringtone they expect each person to have, and why
- Play the recordings
- Other students try to match the ringtones to the people on the list



5. Ringtones quiz

Match the ringtone to the person

A. Girl / 17 years old / HS student

ringtone 3

B. Woman / 22 years old / university student


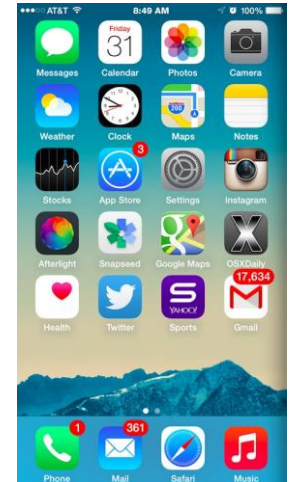
ringtone 2

C. Man / 78 years old /

ringtone 1


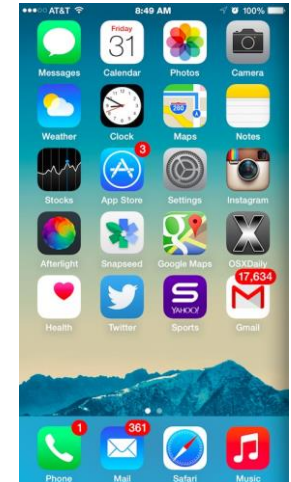
6. BW screen display

- Get the students to change the screen display on their mobile to black and white ('greyscale')
- Ask them to keep the display like that for 24 hours




6. BW screen display

- Get the students to change the screen display on their mobile to black and white ('greyscale')
- Ask them to keep the display like that for 24 hours
- What do they notice about how the change affects their phone use? Did they use their phones less or more? Which apps felt better/worse to use? Why?
- Follow-up: get students to discuss the problem of phone overuse – do they have any suggestions or solutions? Discuss in groups



7. Invent a photo contest



- Get students to open their gallery and find a picture taken in the last week
- In pairs, share background info / answer any questions
- Tell students that each pair has to nominate one of its photos in an (imaginary) themed photo contest
- Announce the theme of the contest

Photo-contest theme revealed:

Recycling – my
way 😊

- Students have to figure out 1) how their photo matches the theme of the contest and 2) what to say about it
- Tip: don't let students change pictures after you announce the theme.

Alternative: Link random photos to the theme

Recycling – my
way 😊



8. Explaining memes

Student presentations

- Select a meme
- Provide relevant background info and explain usage
- Make a presentation containing examples



8. Explaining memes

Example: *Success Kid*



- Background (knowyourmeme.com):
 - adorable image of a kid (Sammy) with a fistful of sand; first appeared in 2008; popularity peaked in 2012
- Usage:
 - To celebrate life's small, sweet, personal victories

8. Explaining memes

Example: *Success Kid*

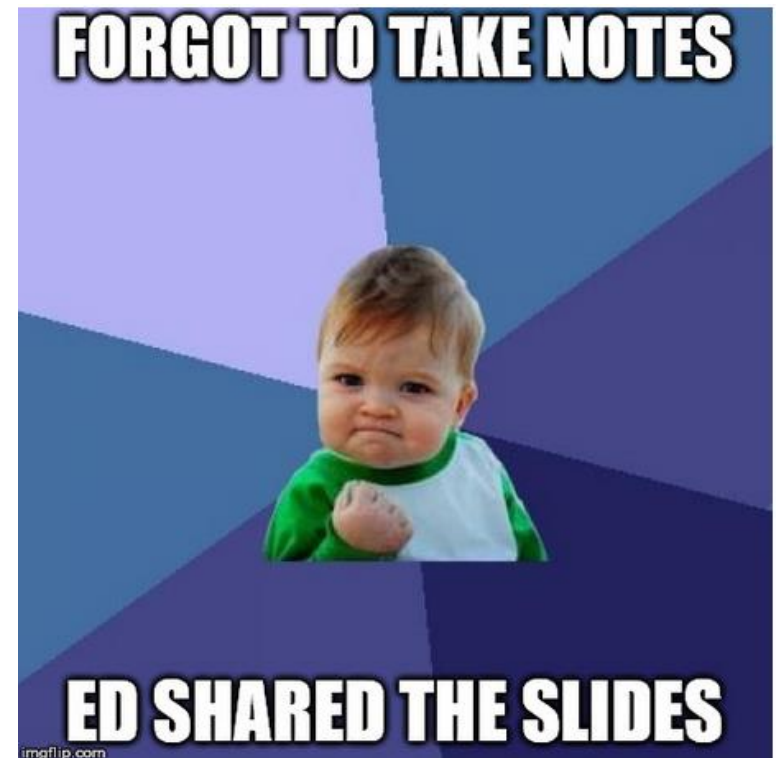


- Background (knowyourmeme.com):
 - adorable image of a kid (Sammy) with a fistful of sand; first appeared in 2008; popularity peaked in 2012
- Usage:
 - To celebrate life's small, sweet, personal victories
- Examples:





9. Meme contests

- Students use a meme generator (e.g. imgflip.com/memegenerator) to create their own version of memes
- Meme content should refer to your class or studied materials
- Create a gallery and vote for favourites



10. Story-telling with memes

- Create a set of slides containing five different meme templates (e.g. Unhelpful High School Teacher, Grumpy Cat, Not Bad, Challenge Accepted, Success Kid)



- Students create a story incorporating all five memes
- Tell the story as a slide presentation
- Use the meme slides to emphasise key events

Can you remember?

Which one might you try?

- | | |
|--------------------------|------------------------------|
| 1. Selfie theme words | 6. BW screen display |
| 2. Spot-the-difference | 7. Photo contest |
| 3. Selfie speech bubbles | 8. Explaining memes |
| 4. Selfie prompts | 9. Meme contests |
| 5. Ringtones quiz | 10. Story-telling with memes |

Reality check

The last thing my students do before class starts is...
...put their phones away.

The first thing they do when the lesson ends is...
...get their phones out.

Do they ***really*** need to use them in the lesson as well?

Ideas for the teenage classroom using selfies, airplane mode, and memes

Edmund Dudley

IATEFL Conference Kiev, 20th April 2019



edtothemund

Slides here:

legyened.edublogs.org